


SLIMLINE TOWEL BAR


REINA
DESIGNER RADIATOR



chrome

SLIMLINE TOWEL BAR




REINA
DESIGNER RADIATOR



Guarantee



Material:



SLIMLINE TOWEL BAR

Available Sizes

330mm x 430mm x 530mm x

Available Colours



chrome

SLIMLINE TOWEL BAR

Dimensions & Technical Data

Height (mm)	Width (mm)	Wall Distance (mm)	Dry Weight	No. Bars	Fuel Type
			-		
			-		
			-		

C: Central Heating / E: Electric / D: Dual Fuel

SLIMLINE TOWEL BAR

REINA
DESIGNER RADIATOR
