


LOGE ANGLED VALVES




anthracite

chrome

brushed

LOGE ANGLED VALVES



REINA
DESIGNER RADIATOR



Guarantee



Material:



LOGE ANGLED VALVES

Available Sizes


Available Colours



anthracite



chrome



brushed

LOGE ANGLED VALVES

Dimensions & Technical Data

Height (mm)

Width (mm)

Wall Distance (mm)

Dry Weight

No. Bars

Fuel Type

C: Central Heating / E: Electric / D: Dual Fuel

LOGE ANGLED VALVES
