

# ELVINA 2

Mild Steel Towel Rail



**REINA**  
DESIGNER RADIATOR



chrome

**REINA**  
DESIGNER RADIATOR




# ELVINA 2

Mild Steel Towel Rail



**REINA**  
DESIGNER RADIATOR




5 Years Guarantee



Material: Mild Steel

The Elvina 2 Heated Towel Rail is the perfect fusion of style and function. featuring a sleek square tube design with two internal shelves for extra storage. Built from durable steel with a polished chrome finish. it delivers excellent heat output to keep your towels warm and your bathroom cozy. With a 5-year guarantee, it's a stylish and practical upgrade for any modern space.




# ELVINA 2

Mild Steel Towel Rail



**REINA**  
DESIGNER RADIATOR

## Available Sizes



1000 x 500

## Available Colours



chrome

# ELVINA 2

Mild Steel Towel Rail



## Dimensions & Technical Data

Height (mm)	Width (mm)	Pipe Centres (mm)	Wall to Pipe Centres (mm)	Wall Distance (mm)	Dry Weight	No. Bars	Fuel Type
1000	500	470	67-82	302-317	-		C/E/D


C: Central Heating / E: Electric / D: Dual Fuel

# ELVINA 2

Mild Steel Towel Rail



## Central Heating Heat Outputs

Model/SKU	Height (mm)	Width (mm)	Colour	Heat Outputs $\Delta T50^{\circ}\text{C}$		Heat Outputs $\Delta T60^{\circ}\text{C}$	
				BTU	Watts	BTU	Watts
RND-EV510	1000	500	 Chrome	862	253	1103	323